

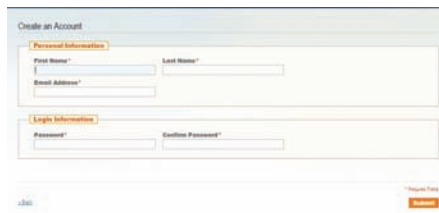
# ORDER YOUR VETERANS GIFTS ONLINE AT: [www.giftstotheyanks.org](http://www.giftstotheyanks.org)

## 1. GO TO [www.giftstotheyanks.org](http://www.giftstotheyanks.org)



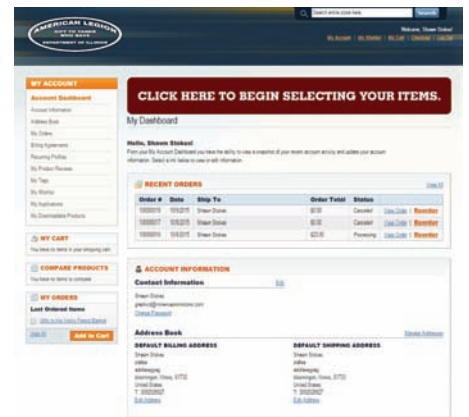
To begin, click on the navy rectangle that says "CREATE AN ACCOUNT". (If account was all ready made last year all you need is your password.)

## 2. CREATE AN ACCOUNT



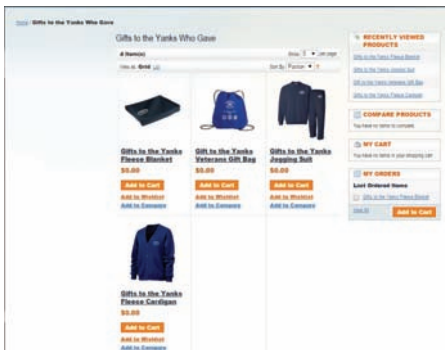
Fill in all the fields and then click on Submit.

## 3. CONTINUE TO ITEM SELECTION



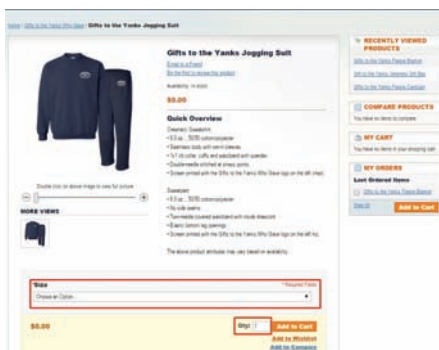
Click on "CLICK HERE TO BEGIN SELECTING YOUR ITEMS".

## 4. SELECT YOUR ITEMS



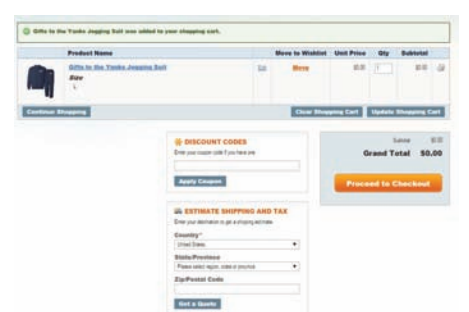
Click on the item you wish to order.

## 5. ADD YOUR ITEMS TO THE CART



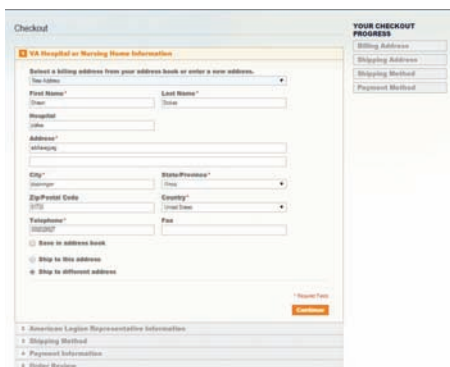
Select sizes and quantities before adding each item to the cart.

## 6. REVIEW YOUR CART



Review your order. If everything is correct, click the "Proceed to Checkout" button.

## 7. COMPLETE YOUR ORDER



To checkout, just follow the step by step process on the screen. You will need to fill out both the hospital information as well as the legion representative information.

If the order is for homebound veterans, just replace the hospital name with Homebound and fill in the additional information.

When you are done, click "Place Order".

If you need to place another order, just follow all of the steps again and enter the new information. You can always review any orders you've placed on the "My Account" screen.