

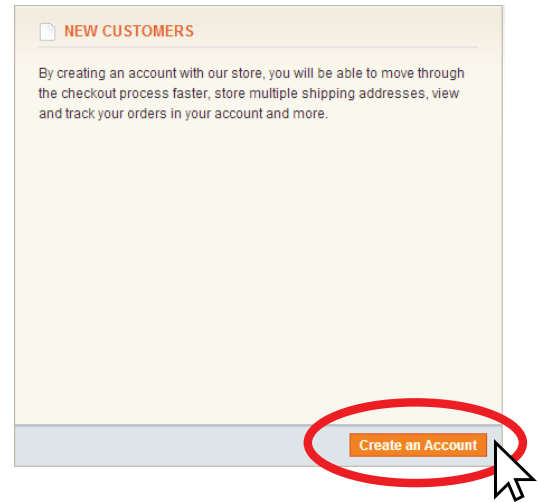
1.

- To begin, please go to: [www.giftstotheyanks.org](http://www.giftstotheyanks.org)
- Next, go to the top right corner under the Search bar, and click "Log In."



2.

- Under the New Customers box, please select "CREATE AN ACCOUNT."



3.

- As a NEW CUSTOMER, please fill in all the required fields by providing:
  - your First Name and Last Name
  - your Email Address
  - your American Legion ID



- Once you have filled in all the fields, click



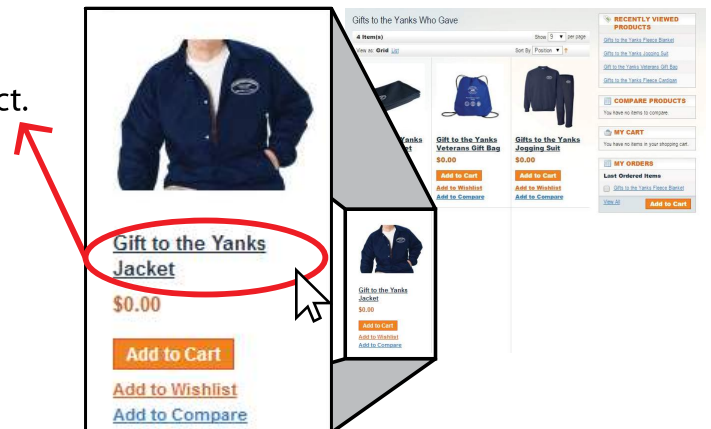
4.

- On the next page, please click:



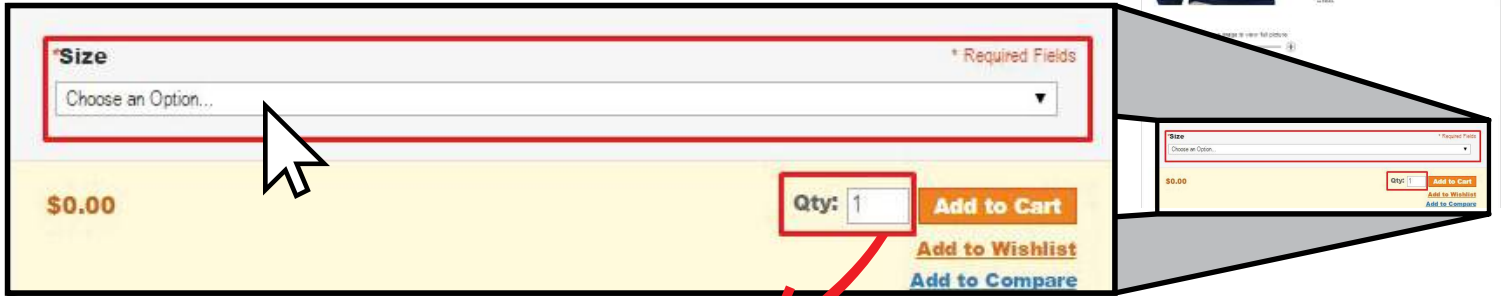
5.

- You will be directed to the Product page.
- Please click on the NAME of any product.



6.

- Look for the SIZE box below the product images.
- Select the size you need.



- Type in the QUANTITY that you need.
- When you have chosen the size and quantity that you need, click **Add to Cart**
- The item will be added to your cart, and you will get a GREEN message at the top.



7.

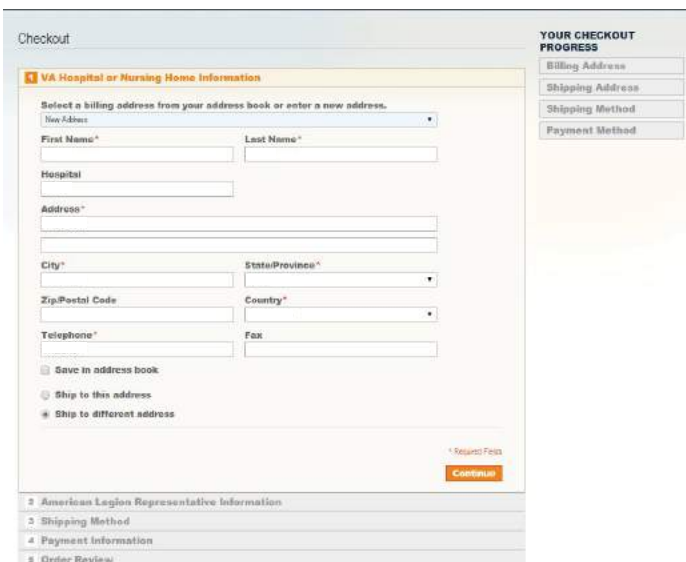
- To select more gifts, click the "Gifts to the Yanks Who Gave" link. It is located under the American Legion logo.



- If you are ready to checkout, go to the right side of the webpage, and click the CHECKOUT button.



8.



- You have reached the Ccheckout page.
- Please refer to the "How to Checkout" handout in order to proceed with your order.